


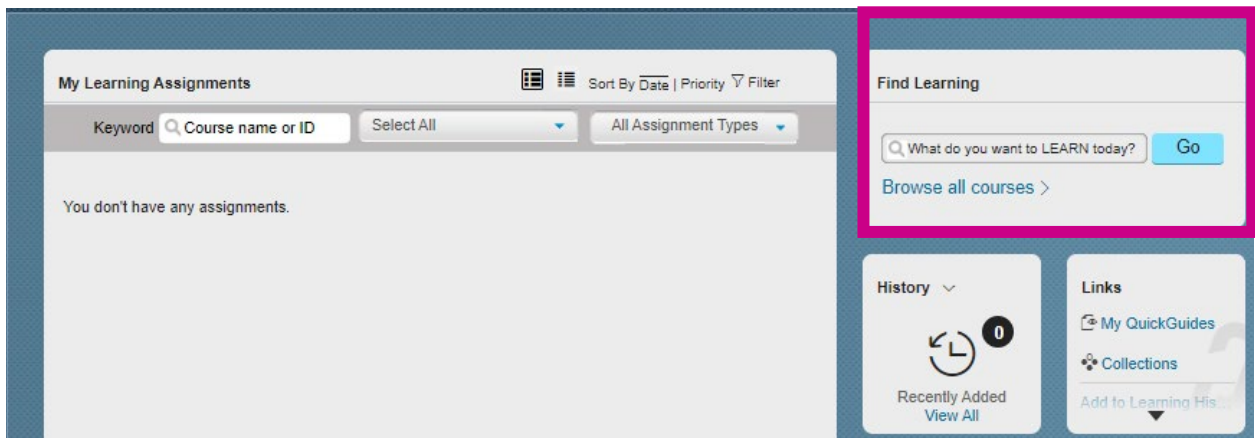
Accessing the Learning Management System

1. Access the system by visiting <http://bit.ly/lms-einstein> through your web browser (Google Chrome or Microsoft Edge **only**).
2. The Login screen displays.
Your User ID is your Network ID.
If this is the first time you log in, your password is **welcome1**.



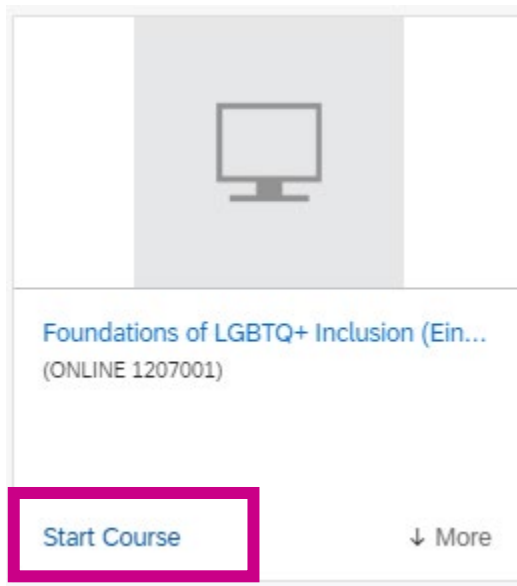
The screenshot shows the login interface for the Einstein Learning Management System. On the left, there is a 'Login' section with two input fields: 'User ID' and 'Password'. Below the 'User ID' field is a link for 'Forgot User ID?'. Below the 'Password' field is a link for 'Forgot your password?'. A 'Submit' button is located at the bottom of the login form. To the right of the form is the Einstein logo, which consists of a stylized 'E' icon followed by the word 'EINSTEIN' in a blue box. Below the logo is the text 'Albert Einstein College of Medicine'. At the bottom right, there is a note: 'If you are having any issues, please contact the Learning Network at LearningNetwork@montefiore.org or 718-920-8787'.

3. Type the course name/ID under **Find Learning** and click **Go**. You can also click **Browse all courses** to see the full library.

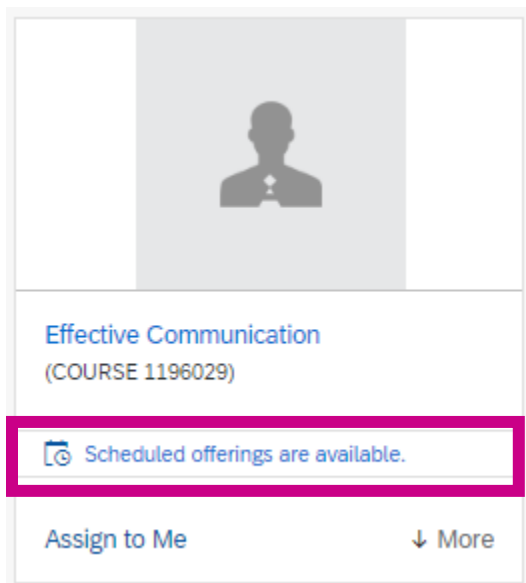


The screenshot shows the dashboard of the Einstein Learning Management System. The main area is titled 'My Learning Assignments' and contains a search bar with the text 'Course name or ID', a 'Select All' button, and a dropdown menu for 'All Assignment Types'. Below this, it says 'You don't have any assignments.' On the right side, there is a 'Find Learning' section highlighted with a pink border. It contains a search bar with the text 'What do you want to LEARN today?' and a 'Go' button. Below the search bar is a link for 'Browse all courses >'. At the bottom right, there are two panels: 'History' with a circular arrow icon and a '0' badge, and 'Links' with a list of items: 'My QuickGuides', 'Collections', and 'Add to Learning His...'. Below the 'History' panel is a 'Recently Added View All' link.

4. To launch an eLearning, click **Start Course**.





5. To register for an instructor-led class, click **Scheduled offerings are available**.



Learning Management Instructions


- From the list of scheduled offerings, click **Register Now** for the session you want to attend.


 4/28/2023 09:00 AM - 4/28/2023 01:00 PM America/New York

 Zoom - Zoom Web Conferencing

19 seats available

Register Now

 5/31/2023 01:00 PM - 5/31/2023 05:00 PM America/New York

 Moses - 111 E 210th St. - Foreman Pavilion - Tishman Learning Center #4 & 5

20 seats available

[Register Now](#)

- Review the Class information and click **Confirm**.

Registration

Lastly, enter any comments that you wish to be associated with your request and/or registration.

[Previous](#) **Confirm**

Class
Effective Communication ⓘ

COURSE 1196029
Revision: 1 - 10/18/2018 04:43 PM America/New York
Start Date: 5/31/2023 01:00 PM America/New York
End Date: 5/31/2023 05:00 PM America/New York
Capacity: 0 of 20 enrolled, 0 waitlisted

Registration Comments

User Name: Reyes, Nancy
Registration Status: Active Enrollment (Enrolled)

Comments:

[Previous](#) **Confirm**

8. If you cannot attend the class, please withdraw so another colleague can attend.

The screenshot displays the 'My Learning Assignments' page. At the top, there are search and filter options: 'Keyword' with a search box containing 'Course name or ID', a 'Select All' dropdown, and 'All Assignment Types' dropdown. Below this is a section for 'DUE ANYTIME' assignments. Three course cards are visible:

- Building and Sustaining Trust**: COURSE 1196034 rev.1 10/18/2018, Self-Assigned. A 'REGISTER NOW' button is present.
- Effective Communication**: COURSE 1196029 rev.1 10/18/2018, Begins 5/31/2023 at Moses, Self-Assigned. A dropdown menu is open, showing options: 'Withdraw' (highlighted with a red arrow), 'View Registration', 'Request a Class', and 'Recommend'. The dropdown is also highlighted with a pink border.
- Foundations of LGBTQ+ Inclusion (Einstein)**: ONLINE 1207001 rev.1 10/26/2018, Self-Assigned.

Technical Support

Contact the Montefiore Learning Network at: learningnetwork@montefiore.org
or (718) 920-8787