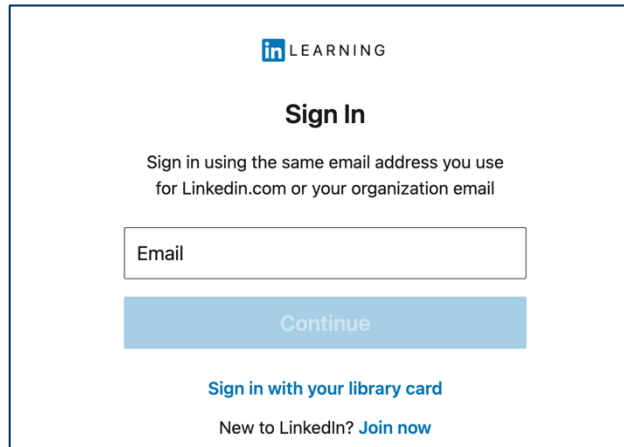



Accessing Your LinkedIn Learning

1. Use the following [link](#) to access the LinkedIn Learning sign-in page, as shown below.

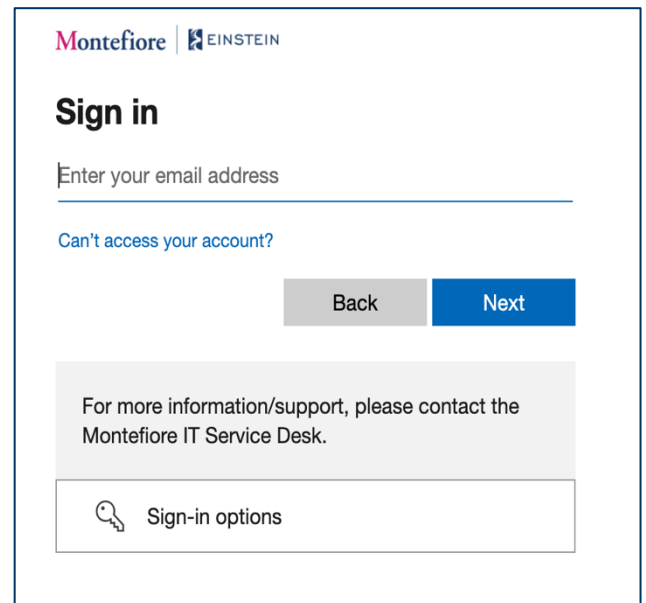


The screenshot shows the LinkedIn Learning sign-in page. At the top is the LinkedIn Learning logo. Below it is the heading "Sign In" and a sub-heading "Sign in using the same email address you use for LinkedIn.com or your organization email". There is a text input field labeled "Email" and a blue "Continue" button. Below the button are two links: "Sign in with your library card" and "New to LinkedIn? Join now".

2. Enter your Einstein email address.
Once your Einstein email address is entered, you will be re-routed to a single sign-on page displayed below. **If you are not re-routed to the single sign-on page, you may need to use the einsteinmed.org email domain.



The screenshot shows the LinkedIn Learning sign-in page for the Albert Einstein College of Medicine. It features the LinkedIn Learning logo and a blue button with the text "Continue to Albert Einstein College of Medicine". Below the button is a link that says "Not the correct organization? Start over".

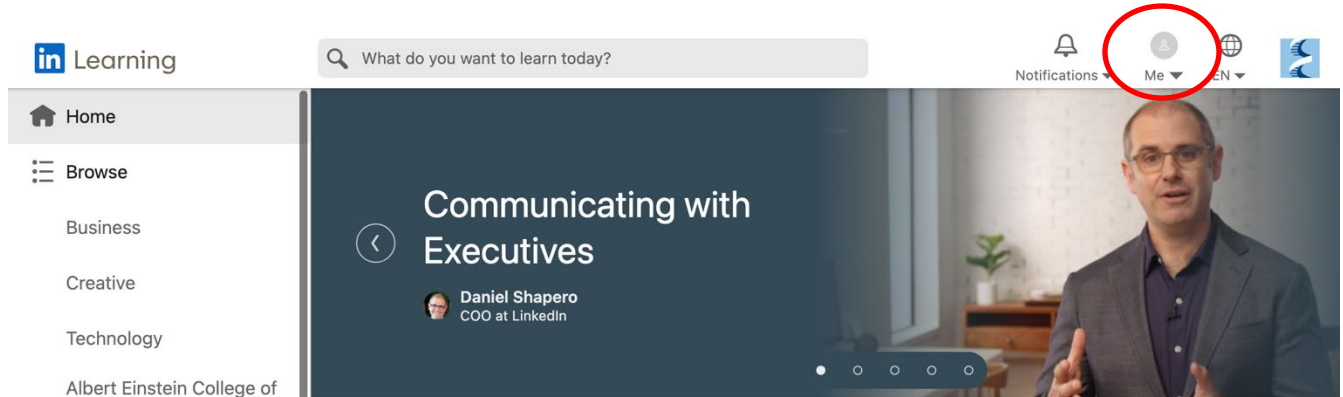


The screenshot shows the Montefiore Einstein single sign-on page. It features the Montefiore Einstein logo, the heading "Sign in", and a text input field labeled "Enter your email address". Below the input field is a link that says "Can't access your account?". There are two buttons: "Back" and "Next". Below the buttons is a text box that says "For more information/support, please contact the Montefiore IT Service Desk." At the bottom is a link that says "Sign-in options".

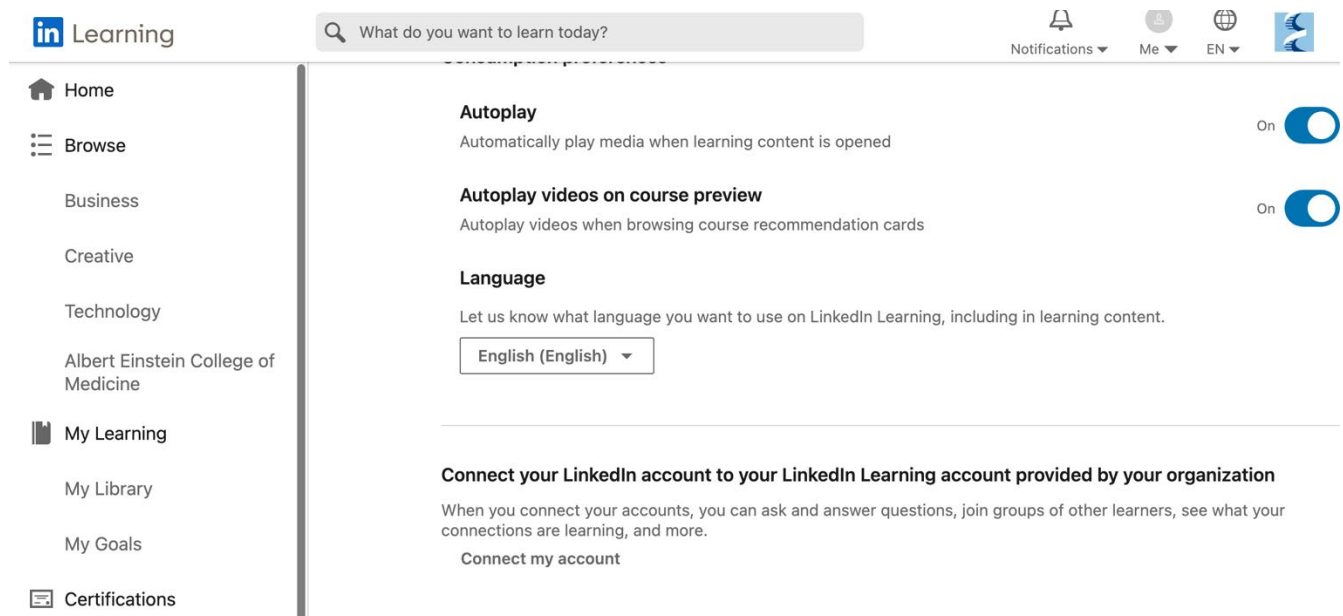
3. Login with your AD credentials (same Einstein email address and password you use to access your computer and email).

Link Your Existing LinkedIn Account with LinkedIn Learning

1. Log into LinkedIn Learning (using the instruction above) through your web browser.
2. Click your profile picture in the top right corner and select Settings from the dropdown that appears.



3. Within Settings, find “Connect your LinkedIn account to your LinkedIn Learning account provided by your organization,” and click Connect my account.



4. Log into LinkedIn Learning again using your personal LinkedIn username and password.
5. If you agree to the Terms and Privacy Policy, click Accept and continue.